



UVic CES Faculty Report for Courses Offered in MD (201501)

UVic Course Experience Survey - Fall 2014/Spring 2015

Project Audience 45

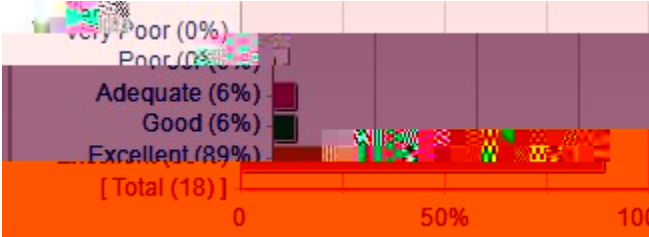
Responses Received 18

Response Ratio 40%

Creation Date Wed, May 13, 2015

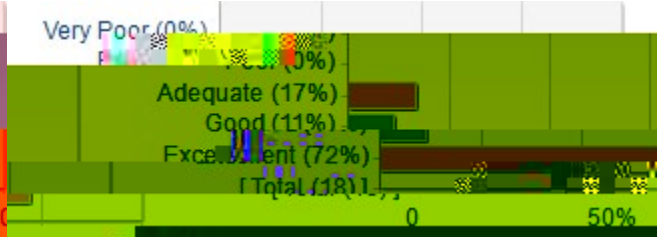


1. The instructor was prepared for course sessions



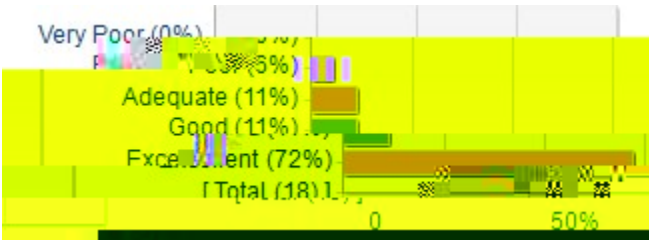
Statistics	Value
Response Count	18
Mean	4.83
Median	5.00
Standard Deviation	+/-0.51

2. The instructor's explanations of concepts were clear



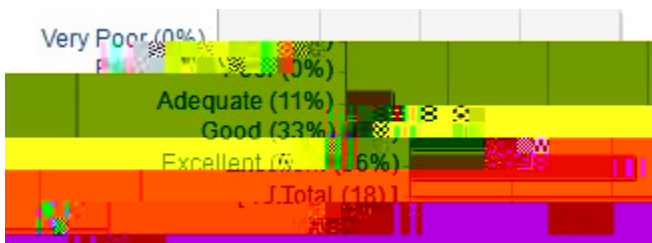
Statistics	Value
Response Count	18
Mean	4.56
Median	5.00
Standard Deviation	+/-0.78

3. The instructor motivated you to learn in this course



Statistics	Value

1. The course structure, goals and requirements were clear

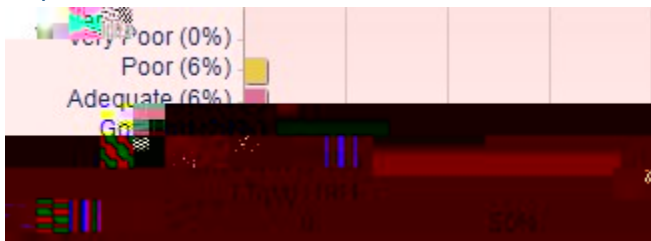


CES Roll-up by Faculty Code Report (MD 201501)

Standard Deviation	+/-0.88
--------------------	---------

Median	5.00
Standard Deviation	+/-0.61

7. Overall, the course offered an effective learning experience



Statistics	Value
Response Count	18
Mean	4.44
Median	5.00
Standard Deviation	+/-0.86

